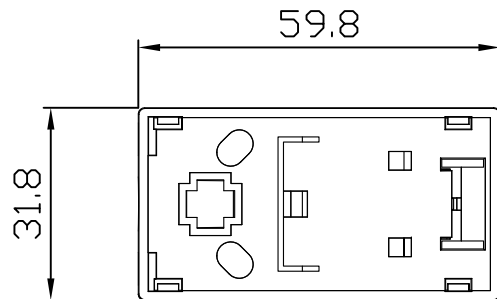
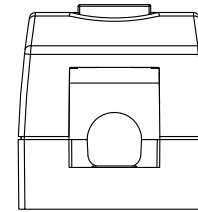
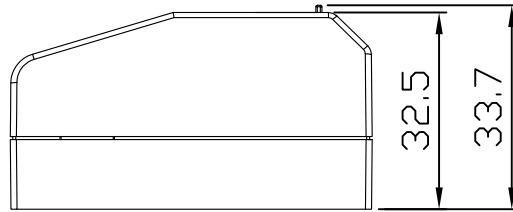
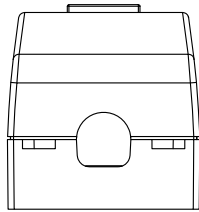
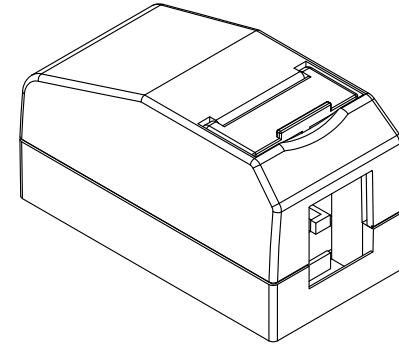
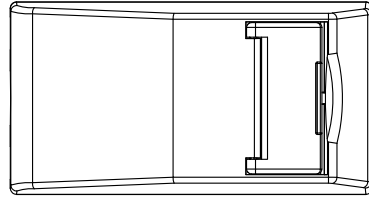


LIMITS	CLASS			
	A	B	C	D
0~10	±0.02	±0.05	±0.10	±0.15
10以上~50	±0.05	±0.10	±0.15	±0.20
50以上~120	±0.10	±0.15	±0.20	±0.25
120以上~300	±0.15	±0.20	±0.25	±0.30
300以上~500	±0.20	±0.25	±0.30	±0.35
500以上~1000	±0.25	±0.30	±0.35	±0.40
1000以上~1500	±0.30	±0.35	±0.40	±0.45
ANGEL	±0.2°	±0.5°	±1.0°	±1.5°

ZONE	REV.	DESCRIPTION	DATE	APPROVED
	A			
	B			



Material: ABS+PC
 Plastic Color: Pantone No. RAL7016
 Packaging: 5pcs in One Box
 UOM: Piece

MODEL: SMBF-01/BK	TITLE:		ELMA 1 <input checked="" type="checkbox"/>		ELMA2 <input type="checkbox"/>	
DRAWN:	PART NO.	UNIT	mm			
DESIGNED: 08-11-21	MATERIAL	SCALE	None			
CHECKED: 08-11-21	FINISH	SHEET	1 OF 1			
	TOOLING NO.	SIZE	A4	REV.	B	
APPROVED:	DWG NO.	CA-SB1KB-004				