


AFPSC6A/SB

ECS RJ45 Field Plug

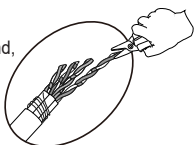
Short Boot STP C6A



Cable preparation



Insert cable through cable gland, follow the Cable Preparation according to cable used. Fan out all four pairs and cut the conductors as shown.

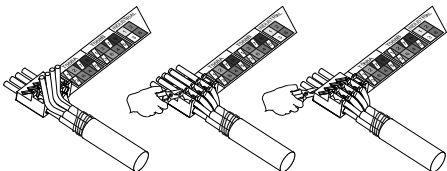


Cable Bushing is placed inside the Cable Gland at factory, in case the Cable Bushing is pushed out, place back the Bushing as direction shown and continue installation.

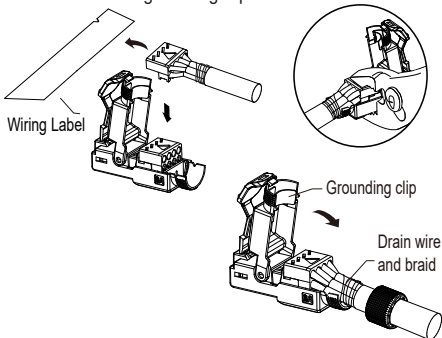


Cable Bushing may be removed while using Cable OD over 8mm.

Following the color coding label and allocate each conductor into proper slot on wiring cap. Trim the ends of excess conductors.



Remove the wiring label. Place the wiring cap onto plug, use plier to clamp wiring cap until it completely snap-in to effect the connection. Ensure the drain wire or braiding in contact with the grounding clip.



Close plug cover, make sure the drain wire is in proper contact with grounding clip on plug. Screw on the cable gland to fasten and complete installation.

