


COILING DEVICE FOR FIBER OPTIC CABLE

**Description**

Manages the coiling of aerial fiber optic cables.

Specificities

Variable geometry system with adjustment of the length of each branch during installation.

This unique function allows to:

- Make a round or an oval coiling shape to optimize the management of the cable over-length
- Realize cable loops with a specific bending radius to obtain the best efficiency of the blocking coils and to respect the installation instructions of the cables
- Blend into the environment by minimizing the congestion and the visual impact.

Universal, the coiling device MALICOIL allows to realize:

- **Storage coiling device**: Additional cable length which can be used during a construction phase or an operational phase. The loops are adjusted to the dynamic bending radius of the cable (generally 20x its diameter) and can be removed.

- **Blocking coiling device**: anti-pistonning system which blocks the various components of the cable, to be used near the splice enclosure. The loops are adjusted with the static bending radius of the cable (in general 10x its diameter) and shall not be removed after installation.

Protection of the cables: the round profile of the aluminium branches have been designed to avoid to hurt the cable sheath during installation. The cable loops can be fixed on the branches with notched straps (not included).

Easy and quick installation: locking of the 4 sliding branches by 4 screws. Built-in bracket for fixing on any type of wood, metal or concrete pole, round, hexagonal or rectangular shape, by two steel straps 20 x 0.7 mm or by a bolt M14 or M16 (not included).

Lightweight and strong materials: The base and the branches of the coiling device are made of aluminium alloy offering lightweight and an excellent mechanical strength.

Optional Accessory: Bracket ref. BRB to fasten a splice enclosure on the coiling device with screws.

The MALICOIL range is proposed in three sizes:

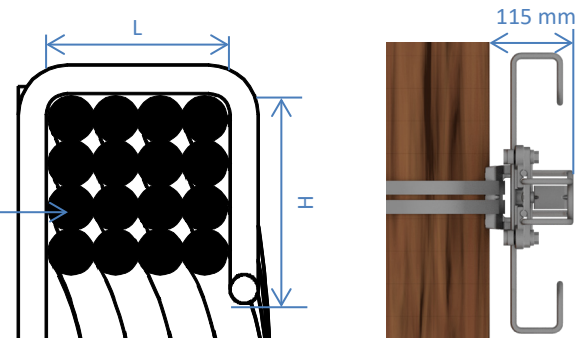
Code SM-CI	Reference	Coiling dia.	Cable bending radius	Storage coiling device R=20D		Blocking coiling device R=10D		Approximate weight (kg)	Packing
		Mini - maxi (mm)	Mini-maxi (mm)	Mini cable dia. (mm)	Maxi cable dia. (mm)	Mini cable dia. (mm)	Maxi cable dia. (mm)		
P10088692	MALICOIL-S	270-400	135-200	6.75	10	13.5	20	1,510	Pack of 3 units
P10088693	MALICOIL-M	400-600	200-300	10	15	20	30	1,640	Pack of 3 units
P10088694	MALICOIL-L	550-960	275-480	13.75	24	-	-	1,820	Pack of 3 units

Capacity

Focus on the ends of the branches

	L (mm)	H (mm)
MALICOIL-S	52	60
MALICOIL-M	52	60
MALICOIL-L	52	60

Number of loops according to the diameter of the cable



Mounting suggestions

Splice enclosure is placed on a low position
the coiling device is installed near the anchoring clamps

Use as a «Blocking coiling device»

Blocking coiling device» 4 loops of each cable with adjustment of the size to the minimum static bending radius (in general 10x the cable diameter).

Use as a «Storage coiling device»

Size adjustment to the minimum dynamic bending radius (in general 20x the cable diameter).

Note: The installation of the device near the anchoring clamps is recommended for the realization of a blocking coiling device, which is intended to block the cable structure before entering into the splicing box and to avoid the effect of snaking of the cables between the blocking coiling device and the box.

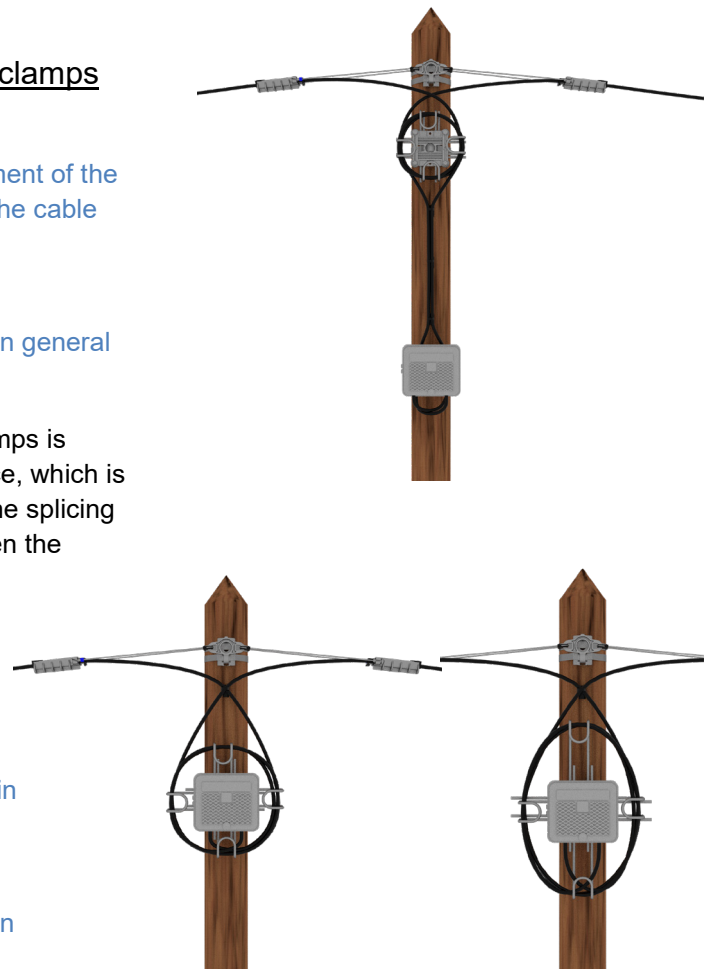
Splice enclosure placed on the coiling device

Use as a «Blocking coiling device»

Blocking coiling device» 4 loops of each cable with adjustment the size to the minimum static bending radius (in general 10x the cable diameter).

Use as a «Storage coiling device»

Size adjustment to the minimum dynamic bending radius (in general 20x the cable diameter).



Oval coiling

NOTE : The characteristics are given for information and can be changed without prior notice. Photos for illustration only.

FPP1008869X_MALICOIL_202003_GB_Page 2/2