


# 19" Mounting Rack System

## NBF 110



### General

Ericsson's mounting rack system is designed to facilitate the installation of cables, electrotechnical equipment and components in equipment rooms and shafts for electrical installations. The system's most outstanding feature is the flexibility of its design, since equipment and components can be easily added, changed or repositioned on the rack as needed.

The system consists of a wall-mounted rack that is supplemented with mounting sets and brackets. The rack can be equipped with a number of different mounting sets, racks and brackets for ERINET terminal blocks, blocks with screws and soldering connections, equipment, overvoltage protectors etc. All equipment is easily and efficiently assembled and mounted on the rack with bolts.

The mounting rack is designed in accordance with Swedish Electrotechnical Standard SEN R 430 115 for 19" racks, in which the centers of the vertical bars are spacing 465 mm apart. All parts for horizontal mounting have oval slots allowing a reduction of the distance between bars to 450 mm on upright bars, which have standard height of 2200 mm. All standard parts are zinc-plated and chromed for corrosion protection.

All parts in the mounting rack system can be ordered in complete sets or separately, depending on your requirements.

## 19" Mounting Rack NBF 110 03

This is a mounting rack for indoor installation with the standard 19" (465 mm) distance between the centers of the vertical bars. Height: 2200 mm. All metal parts of the rack are zinc-plated and chromed. The rack is also available in a white finish. The rack is assembled with screws and is delivered packaged in a cardboard box measuring 2200 x 135 x 35 mm. Weight: 7.0 kg.

### NBF 110 03

2 uprights	675 073
2 top and bottom bars	675 076
2 brackets	NSD 601 01
6 cable supports	675 074
16 bolts and nuts	NSV 611 01
4 washers	NSV 451 01
1 set of instructions	LMS 1531/808

NBF 110 03/11 white finish

### Upright 675 073, /11 (white)

- ① U-profiled upright made of steel, with slots for mounting of sets and other parts and equipment on the rack. Length: 2.2 m.

### Top and bottom bars 675 076, /11 (white)

- ② The uprights are assembled at the top and bottom with two angle bars, and with a top and bottom bar. The bottom bar can also be used for fixing the rack to the floor with an expansion-shell bolt and wood screw.

### Bracket NSD 601 01 (240 mm), -02 (500 mm), /11 (white)

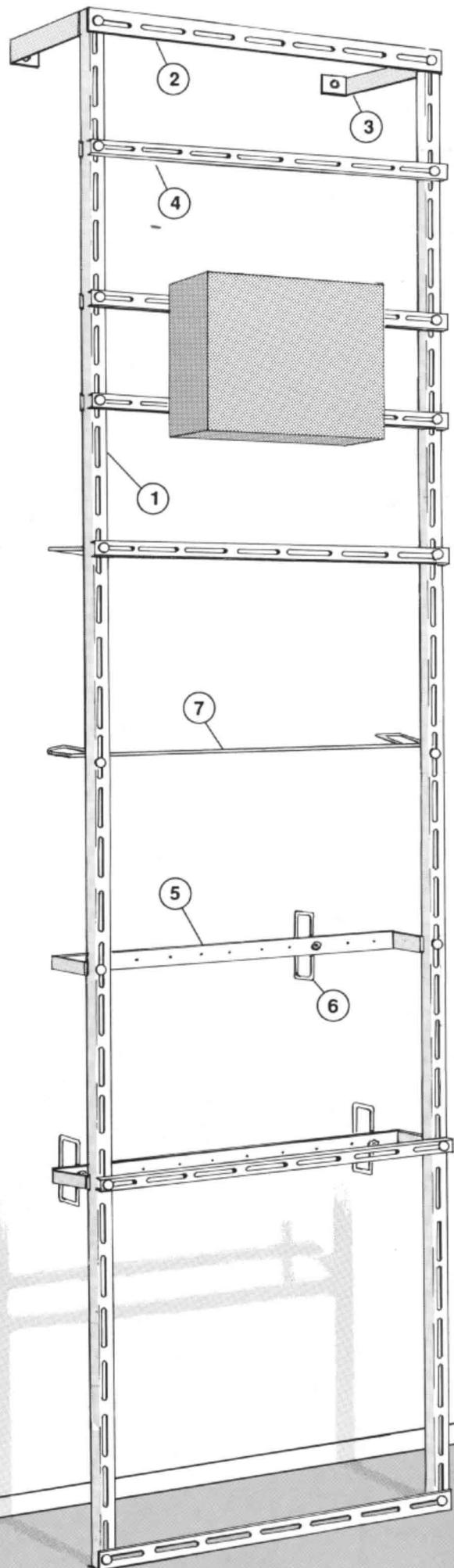
- ③ The top of the rack is fixed to a wall with two brackets that are available in two lengths: 240 mm and 500 mm. Supporting brackets are used for fastening the rack when the rack is installed in cable shafts or other areas where it cannot rest on the floor.

### Mounting rack NBH 104 01

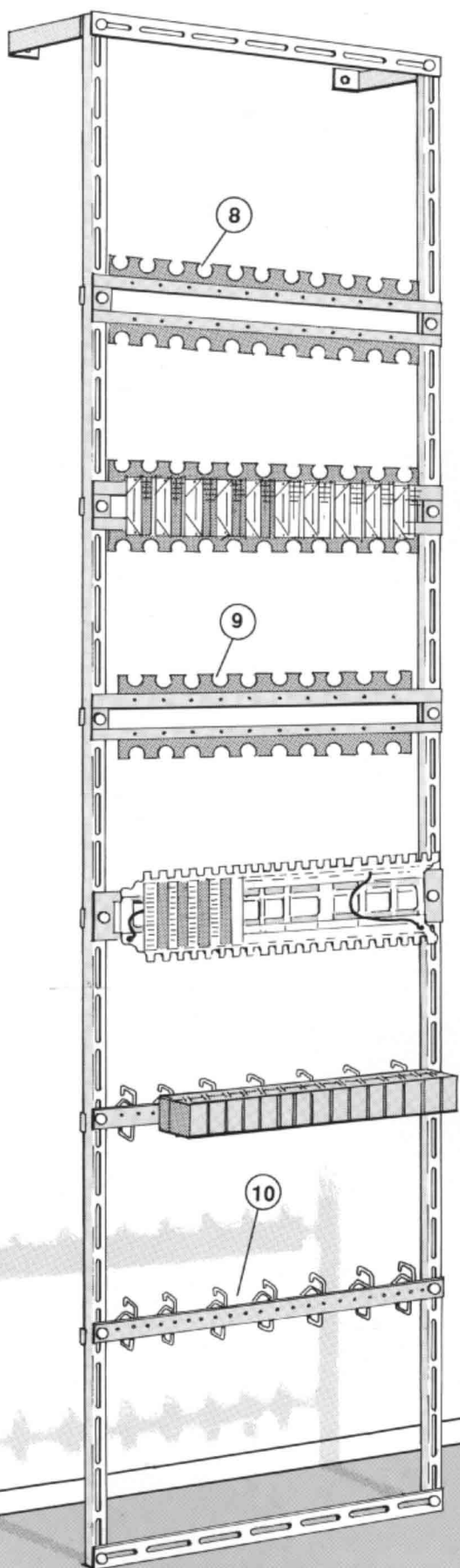
- ④ Rack of U-profiles with slots for mounting equipment, terminal boxes, etc.

### Cable support 675 074, /11 (white)

- ⑤ The support is made of zinc-coated flat-iron bars and is mounted on the back of the rack to support a cable up to its horizontal bar or level. The cables are lashed in position or fastened with suitable clamps. The cable support can be equipped with wire guide 675 075.



the illustration shows two mounting racks



#### **Wire guide 675 075**

- ⑥ The guide is fastened onto cable support 675 074 and is used for horizontal cross connection on and between racks. Made of 5 mm steel. Inner dimensions: 90 x 60 mm. 1 SCS 204 05 spacing tube, 1 NSV 611 01 bolt and nut, and 1 NSV 451 01 washer are needed to mount the guide.

#### **Cable support with wire guide NSG 207 01**

- ⑦ The cable support is used in combination with the mounting sets as a support for the horizontal fanning out of the wires to the terminal blocks. The cable support is fastened on the same screw as the mounting bracket with a NSV 611 01 bolt and nut.

#### **Mounting set NBH 102 01**

- ⑧ The set is designed for a maximum of 10 terminal blocks NEM 143 01 or of type NER 251. The mounting set is equipped with plastic wire guides and M3- threaded holes for fastening block holders.

#### **Mounting set NBH 102 11**

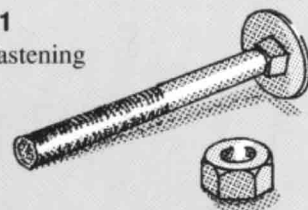
- ⑨ The set is designed for a maximum of 10 terminal blocks NER 201 02 , or -04 and have M4-threaded holes for fastening the blocks.

#### **Mounting set NBH 106 01**

- ⑩ The set is designed for a maximum of 20 NFN 495 01 protector blocks for overvoltage protection. The set is equipped with wire guides and is supplied with 20 screws and 2 NSV 611 01 bolts and nuts

#### **Bolt and nut NSV 611 01**

The bolt and nut are used for fastening components on the rack.  
Length: 50 mm.  
Type of thread: M6.




#### **Washer NSV 451 01**

The washer is used in between a bolt for extra tightness where the rack might tend to slide or shift position.



#### **Spacing tube SCS 204 05**

The spacing tube is used for attaching wire guide 675 075.




### Mounting set NBH 102 02

Mounting set designed for a maximum of 10 terminal blocks NEM 143 01 or of type NER 251. NEM 143 01 blocks are installed directly onto the mounting set. NER 251 terminal blocks, part of the ERINET system, are first mounted on 769 045 block holders. The set is delivered packaged in a cardboard box measuring 520 x 135 x 22 mm. Weight: 0.9 kg.

The package contains the following parts:

- 1 mounting set NBH 102 01
- 1 cable support NSG 207 01
- 2 bolts and nuts NSV 611 01
- 4 washers NSV 451 01




### Mounting set NBH 104 02

This set is suited for mounting equipment, transformers, battery charging equipment, central fuse boxes, etc. The set comes packaged in a cardboard box measuring 520 x 135 x 22 mm. Weight: 0.66 kg.

The box contains the following parts:

- 2 mounting racks NBH 104 01
- 1 cable support NSG 207 01
- 2 bolts and nuts NSV 611 01
- 6 washers NSV 451 01




### Mounting set NBH 102 12

The set is designed for a maximum of 10 terminal blocks, NER 201 02 or -04. The set is delivered packaged in a cardboard box measuring 510 x 135 x 22 mm. Weight: 0.9 kg.

The box contains the following parts:

- 1 mounting set NBH 102 11
- 1 cable support NSG 207 01
- 2 bolts and nuts NSV 611 01
- 4 washers NSV 451 01



### Mounting set NBH 102 20

The mounting set is designed for 20 terminal blocks of type NER 251 which are part of the ERINET system. The block holders are factory-installed on the rack. The rack is installed on the mounting rack with bolts, nuts and washers.

The box contains the following parts:

- 1 rack with pre-installed block holders NBH 102 20
- 2 bolts and nuts NSV 611 01
- 4 washers NSV 451 01

