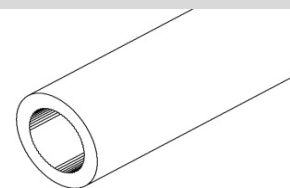


Technical datasheet for:

**speed•pipe<sup>®</sup> -indoor 7x1.5** **CE**  
**◁VDE-REG.-Nr. 8747▷**



### General data

<b>Item</b>	speedpipe-indoor 7x1.5 (non-flame propagating)	
<b>Description</b>	speedpipe-indoor for the application inside buildings, drains or tunnels	
<b>Weight</b>	approx. 0.030 kg/m	
<b>Production length</b>	<b>Box / Spool</b>	<b>Total weight</b>
250m	340x340x340mm	approx. 12 kg (incl. box / spool)
500m	600x360mm	approx. 21 kg (incl. spool)
1250m	700x370mm	approx. 51 kg (incl. spool)
<b>Min. bending radius (according to DIN EN 61386-22)</b>	R = 10x speedpipe outer diameter <b>Bending radiuses reduce the blowing in length</b>	

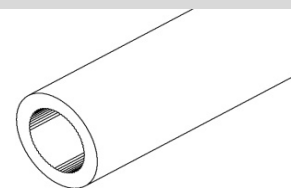
### Technical data

Quality	Value	Unit
<b>Material</b>		
<b>Material</b>	PolyEthylen PE, flame retardant	
<b>MFI (according to DIN 8075)</b>	max. 30	%
<b>Homogeneity</b>	free from inclusions < 0.02	mm <sup>2</sup>
<b>Halogenfree (DIN EN 60684-2)</b>	< 0.02	%
<b>speedpipe-indoor 7x1.5</b>		
<b>Dimension</b>	D = 7.0 <sup>+0,1</sup> ; s = 1.5 <sup>+0,1</sup>	mm
<b>Colour</b>	nature (white)	
<b>Pressure nominal</b>	PN 16	
<b>Inner surface</b>	35 optimized sliding ribs	
<b>Burst pressure</b>	min. 50	bar at 20°C
<b>Max. recommended tensile strength</b>	200	N at 20°C
<b>Tensile strength at break</b>	400	N at 20°C
<b>Apex pressure (according to DIN EN 61386-24)</b>	2000	N
<b>Fire behavior (DIN EN 13501-1)</b>	D s3 d2	
<b>Fire test (DIN EN 60332-1-2)</b>	passed	

No responsibility is taken for the currency and completeness of details and information. This document can be revised and supplemented without prior notice. Liability for damages is excluded.

Technical datasheet for:

**speed•pipe<sup>®</sup>-indoor 7x1.5** **CE**  
**◁VDE-REG.-Nr. 8747▷**



### Classification

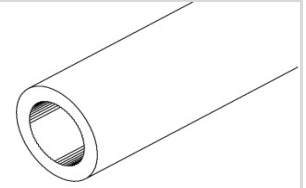
<b>Classification code</b> DIN EN 61386-22 (VDE 0605 Teil 22)	3-3-2-2-2-2-0-0-0-1-0
---	-----------------------

**Use according to DIN VDE 0100-520:2013-06 / IEC 60364-5-52:2009-10**

		allowed	not allowed
<b>Installation outdoors</b>	Unprotected installation	x	
<b>Installation in the building</b>	Unprotected installation (on plaster)	x	
	Underground installation (screed)	x	
	Laid in concrete	x	
	Laid in hollow wall / wood (flammable materials)	x	
	Laid in plaster	x	
	Laid in structural cavities	x	
	Laid in suspended ceilings	x	
	Ceiling installation (installation distance < 0.80m)	x	

Technical datasheet for:

**speed•pipe<sup>®</sup>-indoor 7x1.5 CE**  
**◁VDE-REG.-Nr. 8747▷**



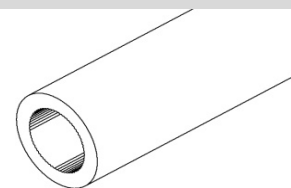
### CE - Declaration of Conformity

<b>1.0 Product Type:</b>	speed•pipe-indoor (Microduct)
<b>1.1 Article Number:</b>	1715, 1685 & 1686
<b>1.2 Usage:</b>	LWL Protection tube for laying in the house
<b>2.0 Trade Name:</b>	speed•pipe-indoor / Dimension 7 x 1.5 mm
<b>2.1 Manufacturer:</b>	gabo Systemtechnik GmbH, Am Schaidweg 7, 94559 Niederwinkling
<b>3.0 Statement by the Manufacturer:</b>	The issuance of this declaration of conformity takes place in own responsibility.
<b>4.0 Subject:</b>	The traceability is ensured by the caption of the speed•pipe-indoor (Microduct).

**5.0 The Testing Institute VDE Offenbach (EU-ID-Nr. 0366) has a Certified Nr.: 40039546 with production control exposed, the above article was tested add to lean on with DIN EN 61386-22 (VDE 0605 Teil 22). The relevant EU harmonization requirements are fulfilled**

Technical datasheet for:

**speed•pipe<sup>®</sup> -indoor 7x1.5** **CE**  
**<VDE-REG.-Nr. 8747>**



#### 6.0 Harmonised Standards

Main features	Classification	Technical Specification
Pressure load	Class 3	DIN EN 61386 VDE 0605 Teil 22
Impact strength	Class 3	DIN EN 61386 VDE 0605 Teil 22
Minimum Temperature Range	Class 2	DIN EN 61386 VDE 0605 Teil 22
Maximum Temperature Range	Class 2	DIN EN 61386 VDE 0605 Teil 22
Fire behavior	Class D (s3 d2)	DIN EN 13501-1

Niederwinkling the, 16.02.2015

i.V.



Klostermaier Stephan

CE - Conformity Commissioner of Business Management

**gabocom is certified by the quality system following DIN EN ISO 9001, the environmental management system DIN EN ISO 14001 and the energy management system DIN EN 50001.**

**The used materials meet the Reach default (EU regulation 1907/2006) and the RoHS default (EU guidelines 2011/65).**

**The light transmittance of > 60% (low smoke) has been confirmed in accordance with DIN EN 61034-2 at the dimension 10x1.0.**

gabo Systemtechnik GmbH  
 Am Schaidweg 7  
 94559 Niederwinkling  
 GERMANY

Tel. +49 9962 950-200  
 Fax +49 9962 950-202  
 info@gabocom.com  
 www.gabocom.com

Editor: LF  
 Release: MK  
 Date: 17.08.2016  
 Edition: 4

No responsibility is taken for the currency and completeness of details and information. This document can be revised and supplemented without prior notice. Liability for damages is excluded.