
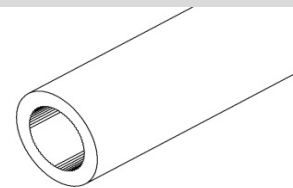


Technical datasheet for:

speed•pipe®-indoor 5x0.75 
◁VDE-REG.-Nr. 8747▷
UL Listed E514120



General data

Item	speedpipe-indoor 5x0.75 (non-flame propagating)	
Description	speedpipe-indoor for the application inside buildings, drains or tunnels	
Weight	approx. 0.011 kg/m	
Production length	Box / Spool	Total weight
400m	340x340x340mm	approx. 8 kg (incl. box / spool)
1000m	600x360mm	approx. 17 kg (incl. spool)
Min. bending radius (according to DIN EN 61386-22)	R = 10x speedpipe outer diameter Bending radiuses reduce the blowing in length	

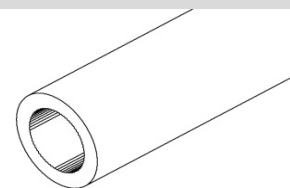
Technical data

Quality	Value	Unit
Material		
Material	PolyEthylen PE, flame retardant	
MFI (according to DIN 8075)	max. 30	%
Homogeneity	free from inclusions < 0.02	mm ²
Halogenfree (DIN EN 60684-2)	< 0.02	%
speedpipe-indoor 5x0.75		
Dimension	D = 5.0 ^{+0.1} ; s = 0.75 ^{+0.1}	mm
Colour	nature (white)	
Pressure nominal	PN 16	
Inner surface	35 optimized sliding ribs	
Burst pressure	min. 20	bar at 20°C
Max. recommended tensile strength	40	N at 20°C
Tensile strength at break	100	N at 20°C
Fire behavior (DIN EN 13501-1)	D s3 d2	
Fire test (DIN EN 60332-1-2)	passed	
Riser Cable Routing Assembly (UL 2024)	passed	

No responsibility is taken for the currency and completeness of details and information. This document can be revised and supplemented without prior notice. Liability for damages is excluded.

Technical datasheet for:

speed•pipe[®]-indoor 5x0.75 **CE**
◁VDE-REG.-Nr. 8747▷
UL Listed E514120



Classification

**Classification
code**
DIN EN 61386-22
(VDE 0605 Teil 22)

2-2-2-2-3-2-0-0-0-1-0

DIN EN 61386-22
(VDE 0605 Teil 22)

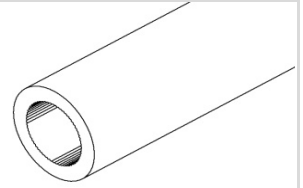
Use according to DIN VDE 0100-520:2013-06 / IEC 60364-5-52:2009-10

		allowed	not allowed
Installation in the building	Unprotected installation (on plaster)	x	
	Underground installation (screed)		x
	Laid in concrete		x
	Laid in hollow wall / wood (flammable materials)	x	
	Laid in plaster	x	
	Laid in structural cavities	x	
	Laid in suspended ceilings	x	
	Ceiling installation (installation distance < 0.80m)	x	

The direct installation of speedpipe-indoor in the ground is not permitted!

Technical datasheet for:

speed•pipe®-indoor 5x0.75 **CE**
◁VDE-REG.-Nr. 8747▷
UL Listed E514120



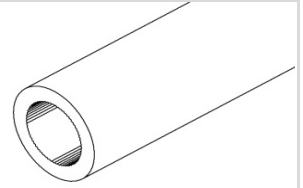
CE - Declaration of Conformity

1.0 Product Type:	speed•pipe-indoor (Microduct)
1.1 Article Number:	3501 & 3511
1.2 Usage:	LWL Protection tube for laying in the house
2.0 Trade Name:	speed•pipe-indoor / Dimension 5 x 0.75 mm
2.1 Manufacturer:	gabo Systemtechnik GmbH, Am Schaidweg 7, 94559 Niederwinkling
3.0 Statement by the Manufacturer:	The issuance of this declaration of conformity takes place in own responsibility.
4.0 Subject:	The traceability is ensured by the caption of the speed•pipe-indoor (Microduct).

5.0 The Testing Institute VDE Offenbach (EU-ID-Nr. 0366)
has a Certified Nr.: 40039546 with production control exposed,
the above article was tested add to lean on with DIN EN 61386-22 (VDE 0605 Teil 22).
The relevant EU harmonization requirements are fulfilled

Technical datasheet for:

speed•pipe®-indoor 5x0.75 **CE**
◁VDE-REG.-Nr. 8747▷
UL Listed E514120



6.0 Harmonised Standards

Main features	Classification	Technical Specification
Pressure load	Class 2	DIN EN 61386 VDE 0605 Teil 22
Impact strength	Class 2	DIN EN 61386 VDE 0605 Teil 22
Minimum Temperature Range	Class 2	DIN EN 61386 VDE 0605 Teil 22
Maximum Temperature Range	Class 2	DIN EN 61386 VDE 0605 Teil 22
Fire behavior	Class D (s3 d2)	DIN EN 13501-1

Niederwinkling the, 16.02.2015

i.V. 

Klostermaier Stephan

CE - Conformity Commissioner of Business Management

gabocom is certified by the quality system following DIN EN ISO 9001, the environmental management system DIN EN ISO 14001 and the energy management system DIN EN 50001.
The used materials meet the Reach default (EU regulation 1907/2006) and the RoHS default (EU guidelines 2011/65).

The light transmittance of > 60% (low smoke) has been confirmed in accordance with DIN EN 61034-2 at the dimension 10x1.0.

gabo Systemtechnik GmbH
 Am Schaidweg 7
 94559 Niederwinkling
 GERMANY

Tel. +49 9962 950-200
 Fax +49 9962 950-202
 info@gabocom.com
 www.gabocom.com

Editor: CKS
 Release: MK
 Date: 08.07.2021
 Edition: 7

No responsibility is taken for the currency and completeness of details and information. This document can be revised and supplemented without prior notice. Liability for damages is excluded.